







Name \_\_\_\_\_ Date \_\_\_\_\_

# A Love Coupon

Jesus shows us how to love. Write the name of someone special in the love coupon below. Cut it out. Give the love coupon to that special person.

										
										
<p>_____, I love you! When you need help, ask me!</p>										
										
										

**Family Note:** Your child is learning to make the Gospel message of love a part of his or her life. Before you begin the activity, perhaps during a meal, your family could talk about how Jesus showed love and how your family serves others like Jesus did. If you wish, your family could make copies of the love coupon and extend this activity.

**Catechist Note:** Use this activity with Chapter 1, "God's Love." Encourage the young people to think carefully about to whom they'll give the coupons. You may wish to give them several coupons to share with others.